
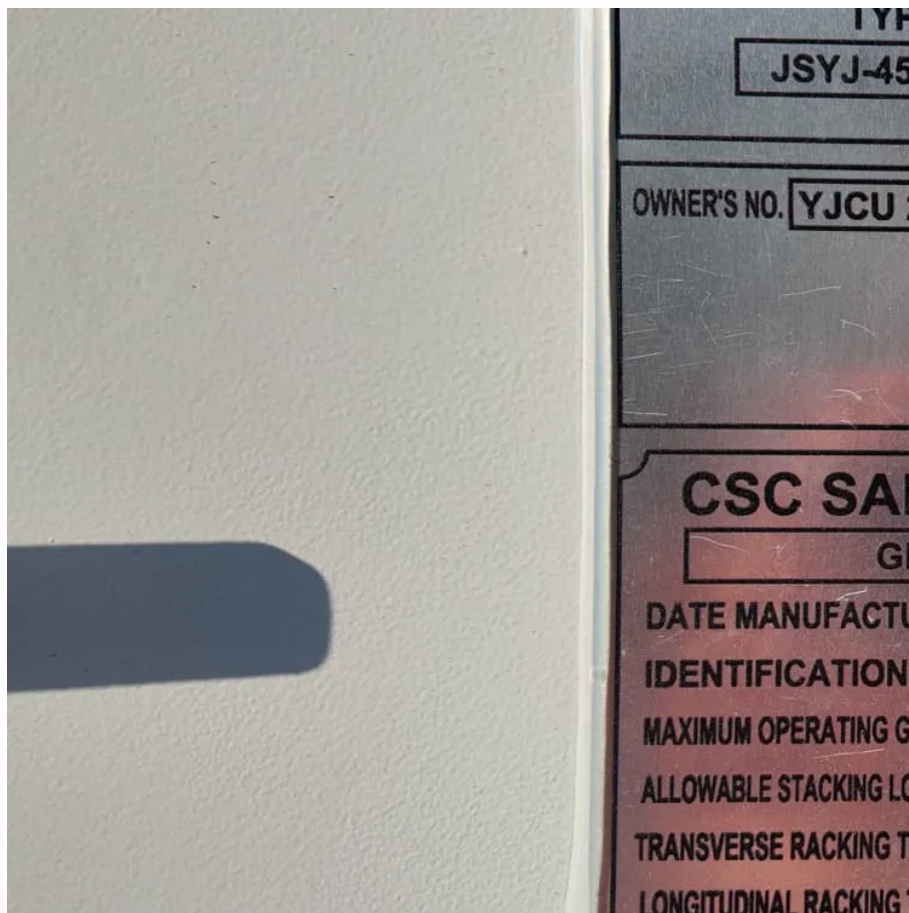




SolarMax Pro Energy Storage Systems

Sales price in impoverished countries





Overview

Where can I find a list of countries by price level?

The list of countries by price level shows countries by their price level index. The data has been collected by the World Bank's International Comparison Program since the 1970s and has been available for almost all World Bank member states and some other territories since 1990.

Do differences in export prices account for 40 percent of tradable price levels?

Since differences in export prices account for two-thirds of the differences in prices for tradables, we can conclude that differences in export prices account for 40 percent of the difference in price levels.

Why are export prices so high?

The analysis of export prices tells us three things. First, high prices for tradables are largely due to exporters' charging high prices as goods leave the country. Second, export prices are more strongly related to wages in the destination market than income per capita.

How do you compare prices across countries?

Comparing prices across countries can be difficult because prices are typically quoted in different currencies. For instance, to compare the yuan price of a Big Mac in China with the franc price in Switzerland, we need to use the nominal exchange rate between the yuan and the Swiss franc to convert the prices into a common currency.

Do quality differences affect export prices?

If rich countries purchase relatively more of the high-quality, more expensive 10-digit goods, we should find that the relationship between prices and income is stronger at the nine-digit level. We actually find the opposite and conclude that quality differences do not explain the differences in export prices by destination.



Which country has the richest PPP?

In terms of PPP, Luxembourg is the richest country in the world, with a PPP of \$143,342. Therefore, the difference between the richest and poorest countries in terms of PPP is \$101,670. The average Atlas method GNI among all countries is \$134,640, meaning the average country is over 58 times richer than Burundi.



Sales price in impoverished countries



The Wealth of Nations: income, cost of living, and purchasing ...

Map of global wealth, showing the richest and poorest countries. Data on incomes, cost of living, and purchasing power across 110 countries.

A review of livestock development interventions' impacts on ...

In this section, we provide a conceptual framework for understanding the unique role livestock plays in the welfare of poor households in low- and middle-income countries. ...



iPhone 17: Cheapest country to buy? Check prices in US, UAE

iPhone 17 cheapest price: The iPhone 17 series launch reveals significant price variations across countries due to taxes, import duties, and exchange rates. The United States offers the most

Water Treatment in Developing Countries , Healing ...

Access to clean water is not just a basic necessity but a fundamental human right. Yet,



for millions living in developing countries and impoverished ...




Food prices continue to rise in world's poorest countries

Prices have continued to rise in the poorest countries, particularly those affected by violent conflict, climate extremes, and forced displacement.

Millions struggle to afford food as prices climb in the ...

In response to the global hunger crisis, World Vision has been conducting an annual food price survey since 2021, both monitoring year-over ...




Illegal organ trade is more sophisticated than one ...

Global developments and catastrophes such as the widening gap between the rich and poor, conflicts, famine, climate change and forced ...



[Management Ch. 4 Flashcards , Quizlet](#)

Study with Quizlet and memorize flashcards containing terms like The extent to which trade and investments, information, social and cultural ideas, and political cooperation flow between ...




List of countries by price level

The list of countries by price level shows countries by their price level index. The data has been collected by the World Bank's International Comparison Program since the 1970s and has ...


Food Prices

On this page, you can find data, visualizations, and writing on global and country-level food prices and expenditures, the affordability of food, and how this has changed over time.




[Why Are Goods So Cheap in Some Countries?*](#)

In this article, we will summarize some of the evidence of the big price differences across countries for a broad set of goods. We will then discuss the relationship between prices and ...



IMF urged to cash in on gold price to help poor countries hit by

The International Monetary Fund should sell 4% of its gold to help offer debt relief to low income countries devastated by climate-related catastrophes, a study said as climate ...



[Chapter 9: Organ Trafficking - The Cause and ...](#)

ABSTRACT Organ trafficking is possibly one of the most covert forms of human trafficking. A global shortage of organs has driven the industry, relying on poor ...

['Kidney for sale': Iran has a legal market for the ...](#)

Messages saying, "Kidney for Sale, Urgent," are scrawled on walls outside hospitals in Tehran. Iran once had a thriving black market in kidney ...





Poorest Countries in the World 2025

Under the World Bank system, low-income countries are nations that have a GNI (adjusted to current US dollars) of less than \$1,135 as of 2022. The world's poorest countries are classified ...

Insights and media: CDE's science lounge: The price of fairness

For decades, countries in Africa, Asia, and Latin America have remained trapped in poverty despite continuously exporting valuable commodities with which they are richly endowed - ...



Millions struggle to afford food as prices climb in the poorest

In response to the global hunger crisis, World Vision has been conducting an annual food price survey since 2021, both monitoring year-over-year fluctuations in food prices ...

Developing country

A developing country is a sovereign state with a less-developed industrial base and a lower Human Development Index (HDI) relative to developed countries. [3] However, this definition ...



[The Wealth of Nations: income, cost of living, and ...](#)

Map of global wealth, showing the richest and poorest countries. Data on incomes, cost of living, and purchasing power across 110 countries.



Explainer: How do tariffs work and how will they impact the ...

It has allowed millions of people living in Asia and other poor countries to rise out of poverty, and by and large countries have respected its rules. This is how the WTO operated, I ...



[Countries With the Most and Least Affordable Groceries](#)

Prices of everyday items vary from country to country, and so do earnings. To determine the countries with the most and least affordable groceries, 24/7 Wall St. has ...





Contact Us

For catalog requests, pricing, or partnerships, please visit:
<https://bringmethehorizon.eu>