



**SolarMax Pro Energy Storage Systems**

# **How high should the inverter of a communication base station be**





## Overview

---

Are base station antennas omnidirectional or directional?

Base station antennas are available in different shapes and sizes and can be either omnidirectional antennas or directional antennas. The operating frequency, coverage area, range, and other performance parameters can vary depending on the base station antenna that is chosen for a specific network.

How high should a transmitting antenna be?

A height of 120 feet or even higher will provide even more advantages for long-distance communications. To a distant receiving station, a transmitting antenna at 120 feet will provide the effect of approximately 8 to 10 times more transmitting power than the same antenna at 35 feet.

What is a base station antenna?

Base station antennas are also known as cell site antennas and cellular antennas, and they are typically mounted on a tower or rooftop and connected to a base station through coaxial cables. Base station antennas are available in different shapes and sizes and can be either omnidirectional antennas or directional antennas.

Why are sector base station antennas important?

Hence they have a high gain and therefore better signal strength and longer radiation distances or ranges. Sector base station antennas are ideal to set up wireless networks in high density urban areas. These antennas can be combined to form multi sector antennas in order to improve the coverage area.

Why do omnidirectional base station antennas have a large coverage area?

Omnidirectional base station antennas have a large coverage area as they can transmit and receive signals over 360 degrees, however their gain is low and hence lower signal strength and shorter range.



What is a citizen's band base station antenna?

Citizen's Band base station antennas are typically used for short to medium distance communications and generally operate in the frequency range of 26.965 MHz to 27.405 MHz. These antennas can be either omnidirectional or directional antennas and they are available in a variety of shapes and sizes.



## How high should the inverter of a communication base station be

---




### [What Are Base Station Antennas? Complete Guide](#)

This article will provide a thorough outlook on base station antennas from working principles, applications, installation and maintenance ...

### [Communication Base Station Inverter Application](#)

Base station type: Power requirements for small base stations typically range from a few hundred watts to several kilowatts. Larger base ...



### [Choosing the Optimal Channels for Base Stations: A ...](#)

In the world of wireless communication, the choice of channels for base stations plays a critical role in ensuring reliable service, minimizing interference, and optimizing ...

### [Selecting the Perfect Base Station Antenna: An In ...](#)

Antenna placement at higher elevations may overcome barriers and improve signal






transmission, but coverage goals should be carefully ...



### Communication Base Station Inverter Application

Base station type: Power requirements for small base stations typically range from a few hundred watts to several kilowatts. Larger base stations or those that support more ...



### What Are Base Station Antennas? Complete Guide

This article will provide a thorough outlook on base station antennas from working principles, applications, installation and maintenance details and everything in between.



### **Understanding the Base Station Subsystem: A Comprehensive ...**


In the world of mobile telecommunications, understanding the Base Station Subsystem (BSS) is paramount for grasping how our everyday communications function ...





## Antenna Height and Communications Effectiveness

It is thus quite possible that an antenna can be too high for good communications efficiency on a particular frequency. Although this rarely arises as a significant problem on the amateur bands ...



## Design Parameters at the Base Station

Use the link below to share a full-text version of this article with your friends and colleagues. [Learn more](#). This chapter contains sections titled:

## **Base Stations**

Base stations form a key part of modern wireless communication networks because they offer some crucial advantages, such as wide coverage, continuous communications and ...



## **E3. What you should know about PACE Communications Base Stations.**

PACE communication base station solution covers 50-200 ampere current, supports 5-20 ampere charging current limit, and supports up to 64 sets of batteries in parallel to meet diverse needs.



### Telecoms base stations under siege of battery, ...

Telecoms base stations under siege of battery, inverter robbers, poorly-paid guards 6th January 2019 A mast site in Ikorodu, Lagos By Taiwo ...



### Selecting the Perfect Base Station Antenna: An In-Depth

Antenna placement at higher elevations may overcome barriers and improve signal transmission, but coverage goals should be carefully considered before making this ...

### Communication Base Station Energy Solutions

The Importance of Energy Storage Systems for Communication Base Station With the expansion of global communication networks, especially the advancement of 4G and 5G, remote ...







### Control and Communication in an All Inverter Power ...

As power systems move towards 100% inverters, the use of frequency as a communication signal can be questioned. The importance of ...

### **10 applications of inverter and the communication methods**

This article will introduce the 10 applications of inverter, such as solar power systems, outdoor lighting, electric vehicles, etc., and the commonly used communication ...



### **Setting Up a Base Station CB Radio for Long Range Communication**

Positioning the antenna as high as possible is critical for maximizing communication range. The higher the antenna, the fewer obstacles it will encounter, improving ...

### Breaking Down Base Stations - A Guide to Cellular Sites

A lattice or self-supporting tower uses a square or triangular base and a triangular grid configuration of steel beams to offer improved flexibility ...





### Setting Up a Base Station CB Radio for Long Range ...

Positioning the antenna as high as possible is critical for maximizing communication range. The higher the antenna, the fewer obstacles it will encounter, improving ...



## **Base Station Design for Wireless Communications Engineers**

One of the critical responsibilities of these professionals is the design and optimization of base stations. This article delves into the intricacies of base station design, offering insights and ...



## **Telecommunication**

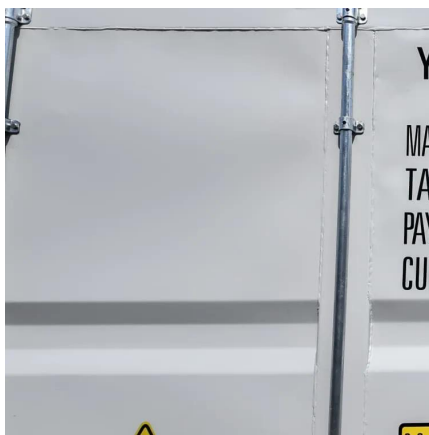
Energy sources should feed-in as near as possible to the load and in conformance with their load profile, e.g. a PV plant for the supply of electricity to an air-conditioner should be coupled into ...





### Base Station Antenna Height Recommendations ...

Per ITU-R P.1410 recommendations, base station antenna heights typically range between 15-60 meters. Urban deployments favor 25-35m, rural ...



### Communication Power Inverter Base Station Inverter

telecom DC-AC Inverters 48V DC NASN power supply pure sine wave inverter The LCD rackmount Power Supply Pure Sine Wave Inverter from ...

### Base Station Antenna Height Recommendations Explained

Per ITU-R P.1410 recommendations, base station antenna heights typically range between 15-60 meters. Urban deployments favor 25-35m, rural coverage requires 40-55m, ...



## Contact Us

For catalog requests, pricing, or partnerships, please visit:  
<https://bringmethehorizon.eu>